



FISU WORLD UNIVERSITY CHAMPIONSHIP **HANDBALL** **UNIFORM GUIDELINES**

QUARTIER UNIL | BÂTIMENT SYNATHLON
CH-1015 LAUSANNE | SWITZERLAND
TEL: +41 21 692 6400
fis@fisunet.net | www.fisunet.net | www.fisu.tv



DEPARTMENT
MARKETING

RELEASE DATE
March 2024



INTERNATIONAL
UNIVERSITY
SPORTS
FEDERATION

COPYRIGHT

This document is protected by copyright in favour of the International University Sports Federation. No part of this publication may be reproduced or used in any form whatsoever and by no means, electronic or mechanical, including photocopy, scan and microfilm, without the owners' written authorisation.

Requests for authorisation are to be addressed to: fisuf@fisuf.net



INTRODUCTION

The production of the uniforms are on the team responsibility. The OC should collect the size of each athlete before any production. The design of the uniforms must be sent to the FISU Marketing Department for approval before production.

1. PLAYERS' UNIFORMS

All the court players of a handball team must wear identical uniforms*.

The combinations of colours and design for the two teams must be clearly distinguishable from each other.

The players must wear sports shoes.

Colours:

Each team must possess **two** differently coloured sets of players' uniforms:

- a) one set of light-coloured shirts and one set of light-coloured shorts
- b) one set of dark-coloured shirts and one set of dark-coloured shorts
- c) **Three** differently coloured shirts for the goalkeeper.

Player's number:

- on the front = min 10 cm high;
- on the back = min 20 cm high.

Player's name:

min. 7 cm high.

NUSF name:

Delegations are entitled to place the name of the National University Sports Federation (min 7 cm high) on the back of the shirt below the player's number in the event that the federations are not using their right of placing advertising in this area (2).

FISU logo must appear on the front on the shirt, on the heart side, 32 cm².

* Players' uniforms include shirt, short (+ long-sleeve shirts worn under the official player's shirt and cycling pants, if in use, that must be the same colour as the shirt/short's colour; alternatively long-sleeves and cycling pants of another colour are permitted provided that all players wearing such shirt/pant wear the same colour) or goalkeeper pants, socks.



POSITIONING OF LOGOS

JERSEY - FRONT SIDE

Manufacturer Logo

20 cm²



FISU Logo

32 cm²



9

Player's number

Min. 10 cm in height



POSITIONING OF LOGOS

JERSEY - BACK SIDE

Player's surname

1 line only, min.
7 cm in high

PLAYER'S SURNAME

9

Player's number

Min. 20 cm in high

NUSF name

One line, min. 7 cm in height.
Two lines, each line max.
6 cm in high

NUSF NAME

ADVERTISING AND IDENTIFICATION

2. Advertising on players' uniforms

Manufacturer identification:

The brands and labels of origin of sports manufacturers are not regarded as advertising if they do not exceed 20 cm² in area.

Advertising space:

Nothing but the following is recognized as advertising space:

- (1) lower part of the shirt front: max two different advertising spaces with a maximum dimension of 30 cm wide and 20 cm high
- (2) back of the shirt below the players' number: max two different advertising spaces with a maximum dimension of 30 cm wide and 20 cm high (if the NUSF refused to put the country name on the back)
- (3) upper part of the shirt front: one advertising space each below the collarbone with a maximum dimension of 5 cm high and 10 cm wide each
- (4) outer side of the sleeves: maximum dimension of 15 cm high, 10 cm wide
- (5) sides of the shirt with a maximum dimension of 10 cm wide and 20 cm high

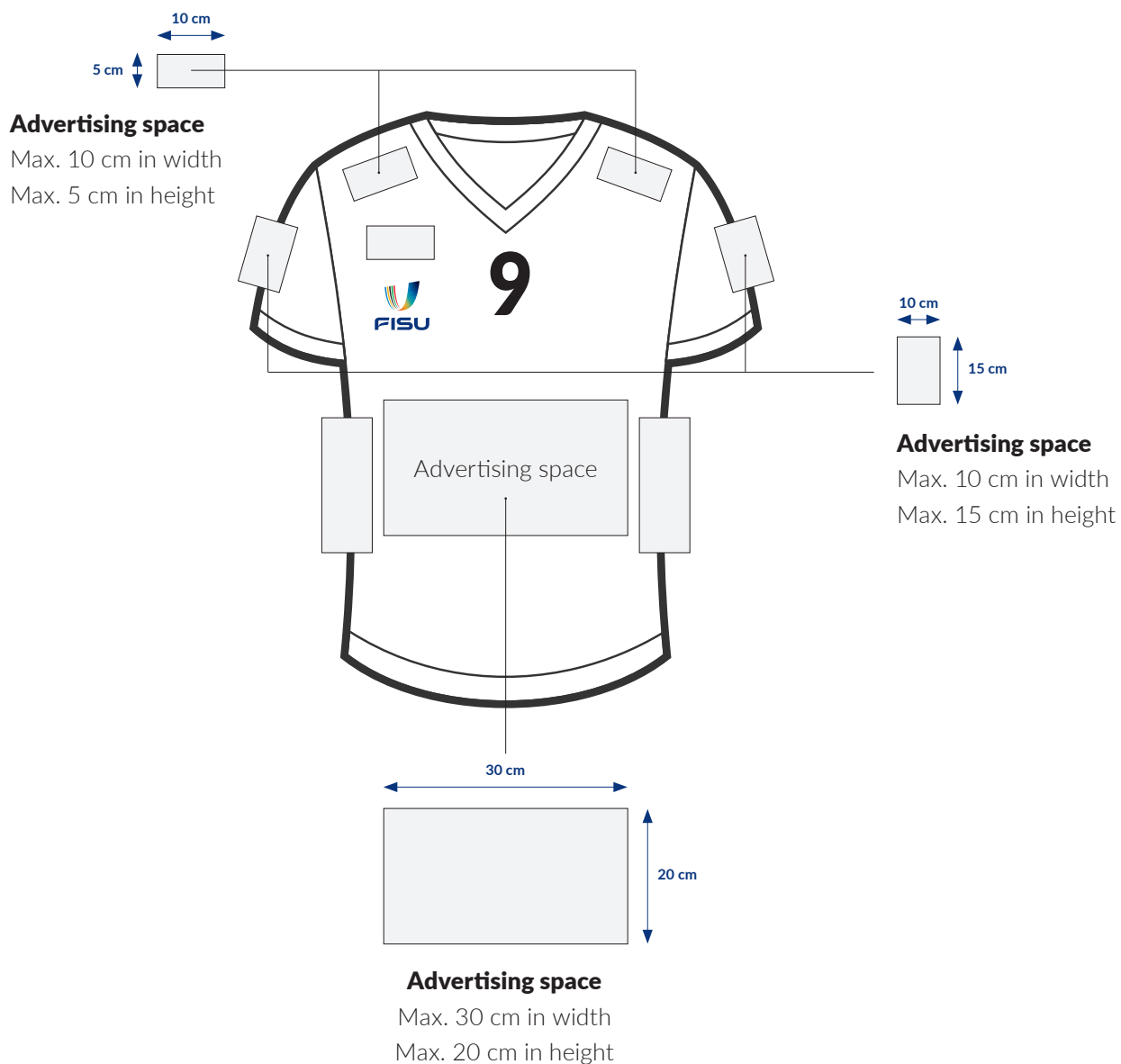
Captain's armband, wristband, headbands, support bandages, splints must be free of advertising. Manufacturer identification is allowed.

The height of the individual characters must not exceed 10 cm.

- (6) one front leg of shorts/goalkeeper pants: max two different advertising spaces with a maximum dimension of 18 cm wide and 12 cm high
- (7) back of shorts/goalkeeper pants: max two different advertising spaces with a maximum dimension of 25 cm wide and 12 cm high

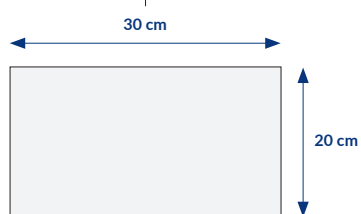
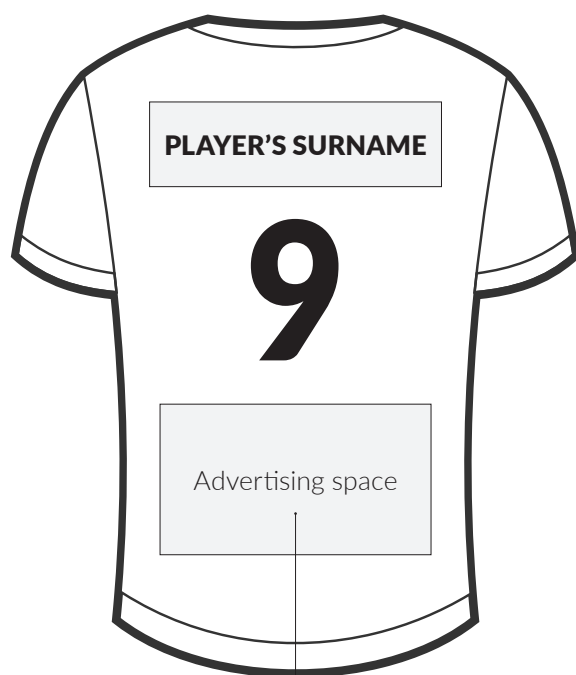
POSITIONING OF ADVERTISING

JERSEY - FRONT SIDE



POSITIONING OF ADVERTISING

JERSEY - BACK SIDE



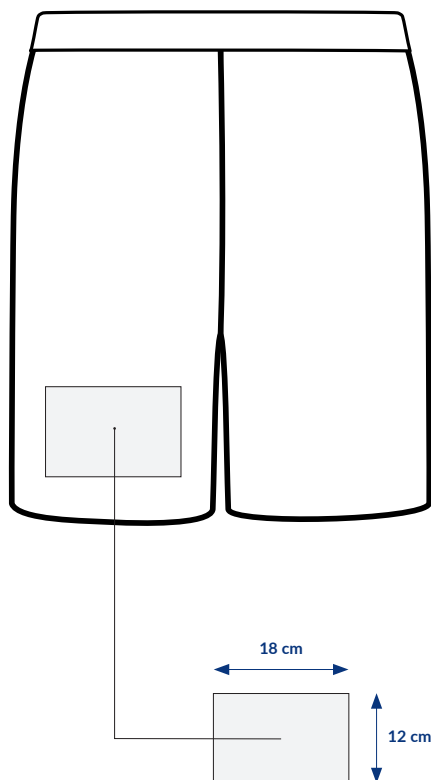
Advertising space

Max. 30 cm in width

Max. 20 cm in height

POSITIONING OF ADVERTISING

SHORTS - FRONT SIDE



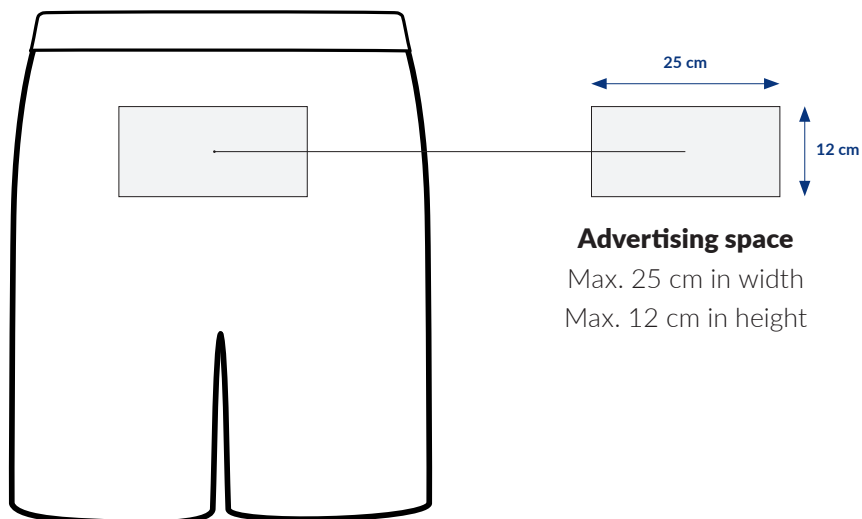
Advertising space

Max. 18 cm in width

Max. 12 cm in height

POSITIONING OF ADVERTISING

SHORTS - BACK SIDE



AREAS & PROPORTIONS



Protected Area:

No element other than the official logos may be positioned within this area.



FISU LOGO

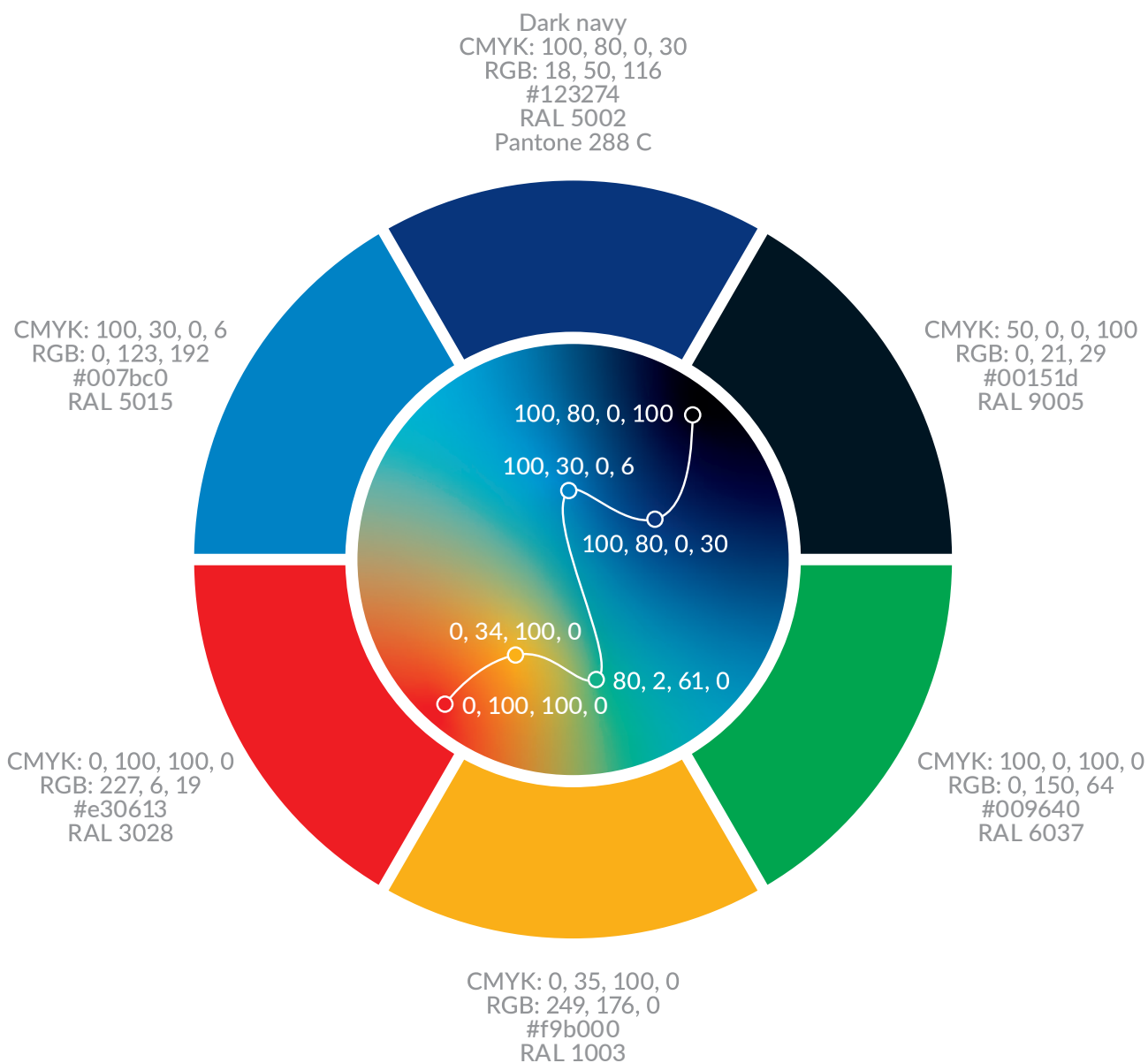
TECHNICAL SPECIFICATIONS

BRAND COLOURS

FISU main colours are cyan, yellow, black, green and red.

Dark navy is the corporate colour.

Together, all FISU colours compose the official gradient.



FISU LOGO

TECHNICAL SPECIFICATIONS

THE GRADIENT


The gradient inside the Dynamic U symbol is cut out from the official FISU gradient.

Do not attempt to recreate the gradient yourself.

Do not alter the composition of the gradient.

Do not alter the position of the cut out.

For any use of the gradient seek prior permission from FISU brand team.




FISU LOGO

TECHNICAL SPECIFICATIONS

INTRODUCTION AND USE

FISU logo is the combination of the “Dynamic U” Symbol and the “FISU” Logotype.
Do not use the Symbol or the Logotype alone, always use the complete Logo.

WAYS TO USE



MINIMUM SIZE AND LISIBILITY

To ensure legibility for any small-size application, never reduce FISU identity elements below the minimum size guidelines.

1 mm = 0.0393701 in

1 in = 25.4 mm



FISU LOGO

TECHNICAL SPECIFICATIONS

ALTERNATIVE VERSION - B&W

The black and white version of FISU Logos can be used only when printing does not allow the use of colour.



FISU LOGO

FORBIDDEN USES

DONT'S

It is not allowed to alter the structure, colours, proportions, elements or the direction of the Logo.



Never stretch, compress or distort the Logo



Never change the orientation of the Logo



Never stray from the color palette and guidelines



Never rearrange elements of the Logo



Never use the Logo on backgrounds that make it illegible



Never use portions of the Logo



Never place the Logo over busy photographic backgrounds



Never use alternative typography



Never alter the graphic style



Never remove graphic elements



Never add shadows



Never add effects

FISU WORLD UNIVERSITY CHAMPIONSHIP HANDBALL UNIFORM GUIDELINES

PUBLISHED BY



Contact

WORLD UNIVERSITY CHAMPIONSHIPS DEPARTMENT
CHAMPIONSHIPS@FISU.NET

FISU MARKETING DEPARTMENT
MARKETING@FISU.NET

**FISU
INTERNATIONAL UNIVERSITY
SPORTS FEDERATION**

Quartier UNIL / Bâtiment Synathlon
CH-1015 Lausanne - Switzerland
Tel: +41 (0)21 692 6400
www.fisu.net | www.fisu.tv

PHOTOS: ©FISU ARCHIVES

This document is not for public distribution and remains
the property of FISU

